


















1. What is your primary work setting?			Response Percent	Response Count
private audiology practice			38.8%	100
ENT practice			9.7%	25
hospital/clinic			25.2%	65
school district			7.8%	20
university			7.8%	20
other			14.7%	38
			<b>answered question</b>	<b>258</b>
			<b>skipped question</b>	<b>1</b>

2. How long have you been an audiologist?			Response Percent	Response Count
less than one year			1.2%	3
1 to 2 years			3.9%	10
3 to 5 years			6.2%	16
5 to 10 years			13.2%	34
more than 10 years			75.6%	195
			<b>answered question</b>	<b>258</b>
			<b>skipped question</b>	<b>1</b>

3. What is your highest degree?			Response Percent	Response Count
MS/MA			35.0%	89
AuD			52.4%	133
Ph.D.			11.0%	28
Other			1.6%	4
			<b>answered question</b>	<b>254</b>
			<b>skipped question</b>	<b>5</b>

4. Please list any local, state, or national organizations to which you belong.		Response Count
		242
		<b>answered question</b>
		<b>242</b>
		<b>skipped question</b>
		<b>17</b>

5. Are you currently a member of CAA?			Response Percent	Response Count
yes (if yes, skip to question 9)			51.4%	132
no			48.6%	125
			<b>answered question</b>	<b>257</b>
			<b>skipped question</b>	<b>2</b>

6. If you are not currently a member of CAA, have you ever been a member?			
		Response Percent	Response Count
yes		38.3%	49
no		61.7%	79
		<b>answered question</b>	<b>128</b>
		<b>skipped question</b>	<b>131</b>

7. If you have never been a member of CAA, what is the reason? (Check all that apply)			
		Response Percent	Response Count
dues are too high		20.5%	18
<b>too many professional organizations requiring dues</b>		<b>58.0%</b>	51
not enough perceived value to me as a professional		21.6%	19
membership renewal information was not available		3.4%	3
Other (please specify)		31.8%	28
		<b>answered question</b>	<b>88</b>
		<b>skipped question</b>	<b>171</b>

**8. If you joined CAA in the past but are no longer a member now, why did you let your membership lapse? (Check all that apply; then, skip to Question 10.)**

		Response Percent	Response Count
dues were too high		31.3%	15
<b>too many organizations requesting dues</b>		<b>62.5%</b>	30
not enough perceived value to me as a professional		39.6%	19
membership renewal information never received		20.8%	10
Other (please specify)			13
		<b>answered question</b>	<b>48</b>
		<b>skipped question</b>	<b>211</b>







**9. If you are currently a member of CAA, for how many years have you been a member?**

		Response Percent	Response Count
less than one year		12.1%	16
1 to 2 years		22.0%	29
<b>3 to 5 years</b>		<b>27.3%</b>	36
5 to 10 years		23.5%	31
more than 10 years		15.2%	20
		<b>answered question</b>	<b>132</b>
		<b>skipped question</b>	<b>127</b>



10. Why do you belong/have you belonged to CAA?							
	Most important	Moderately important	Neutral	Somewhat unimportant	Not important	N/A	Response Count
advocacy for legislative issues	<b>65.5% (116)</b>	25.4% (45)	4.5% (8)	1.1% (2)	0.0% (0)	3.4% (6)	177
opportunities for continuing education and professional development	<b>45.8% (82)</b>	33.5% (60)	14.5% (26)	2.2% (4)	0.0% (0)	3.9% (7)	179
networking with colleagues	23.6% (41)	<b>47.1% (82)</b>	20.1% (35)	2.9% (5)	2.9% (5)	3.4% (6)	174
workplace expectation	2.3% (4)	11.7% (20)	<b>39.2% (67)</b>	4.7% (8)	22.8% (39)	19.3% (33)	171
CAA newsletters/email updates	11.0% (19)	<b>38.4% (66)</b>	33.1% (57)	4.7% (8)	7.6% (13)	5.2% (9)	172
AAA member and wish to support the state organization	28.7% (51)	<b>37.6% (67)</b>	15.2% (27)	2.8% (5)	7.9% (14)	7.9% (14)	178
social aspects	3.5% (6)	26.2% (45)	<b>30.8% (53)</b>	9.9% (17)	20.9% (36)	8.7% (15)	172
Other (please specify)							12
<b>answered question</b>							<b>181</b>
<b>skipped question</b>							<b>78</b>

11. Do you receive regular email updates from CAA?			
		Response Percent	Response Count
yes		57.5%	142
no		42.5%	105
<b>answered question</b>			<b>247</b>
<b>skipped question</b>			<b>12</b>





**12. How often would you like to receive updates?**

		Response Percent	Response Count
once a week		7.5%	18
<b>once a month</b>		<b>58.2%</b>	139
once a quarter		25.9%	62
once every six months		3.3%	8
once a year		1.7%	4
I would prefer not to receive any updates		3.3%	8
		<b>answered question</b>	<b>239</b>
		<b>skipped question</b>	<b>20</b>





**13. Do you receive the CAA newsletter?**

		Response Percent	Response Count
<b>yes</b>		<b>65.4%</b>	161
no (If no, please skip the next question.)		34.6%	85
		<b>answered question</b>	<b>246</b>
		<b>skipped question</b>	<b>13</b>






**14. If so, how would you rate the coverage in the newsletter of topics of concern to audiologists?**

		Response Percent	Response Count
excellent		11.3%	18
<b>good</b>		<b>60.0%</b>	96
average		25.0%	40
fair		3.8%	6
poor		0.0%	0
		<b><i>answered question</i></b>	<b>160</b>
		<b><i>skipped question</i></b>	<b>99</b>

**15. How many CAA conferences have you attended in the past five years?**

		Response Percent	Response Count
none		40.9%	103
1 - 2		36.9%	93
3 - 4		15.9%	40
5		6.3%	16
		<b><i>answered question</i></b>	<b>252</b>
		<b><i>skipped question</i></b>	<b>7</b>

**16. If you answered "none", why haven't you attended any CAA conferences? (Check all that apply; then, skip to Question 20.)**

		Response Percent	Response Count
conflicts with my schedule		48.2%	53
not in a convenient location		24.5%	27
did not offer enough things of interest		26.4%	29
costs were too high		30.0%	33
Other (please specify)		27.3%	30
<b>answered question</b>			<b>110</b>
<b>skipped question</b>			<b>149</b>

**17. Please rate these possible reasons for attending CAA conferences. (Rate all that apply.)**

	Very important	Moderately important	Neutral	Somewhat unimportant	Unimportant	Response Count
stay current in the field	<b>74.0% (168)</b>	22.5% (51)	2.6% (6)	0.0% (0)	0.9% (2)	227
to obtain CEUs	<b>73.7% (168)</b>	20.6% (47)	4.4% (10)	0.9% (2)	0.4% (1)	228
to have a voice in policy matters that affect audiologists	<b>42.4% (95)</b>	37.5% (84)	18.3% (41)	1.3% (3)	0.4% (1)	224
to network with colleagues	27.7% (62)	<b>44.2% (99)</b>	21.0% (47)	3.1% (7)	4.0% (9)	224
Other (please specify)						8
<b>answered question</b>						<b>230</b>
<b>skipped question</b>						<b>29</b>

**18. How would you rate the CAA conferences in terms of meeting the needs of audiologists?**





		Response Percent	Response Count
excellent		23.4%	41
<b>good</b>		<b>49.1%</b>	86
average		18.3%	32
fair		7.4%	13
poor		1.7%	3
		<b>answered question</b>	<b>175</b>
		<b>skipped question</b>	<b>84</b>

**19. Would you be interested in attending CAA sponsored workshops or professional development courses for CE credit at times other than the CAA annual convention?**



		Response Percent	Response Count
<b>yes</b>		<b>88.4%</b>	205
no		11.6%	27
		<b>answered question</b>	<b>232</b>
		<b>skipped question</b>	<b>27</b>

**20. Please suggest topics that you would like to see presented as a CAA sponsored workshop or conference.**

		Response Count
		112
		<b>answered question</b>
		<b>112</b>
		<b>skipped question</b>
		<b>147</b>

21. List the issues of concern to you as an audiologist, that you feel CAA is or ought to be addressing.			
		Response Percent	Response Count
Issue 1		100.0%	151
Issue 2		78.8%	119
Issue 3		49.0%	74
Issue 4		20.5%	31
<i>answered question</i>			<b>151</b>
<i>skipped question</i>			<b>108</b>

22. Please rate CAA's handling of each of these issues						
	Excellent	Good	Average	Fair	Poor	Response Count
Issue 1	18.9% (24)	<b>25.2% (32)</b>	22.0% (28)	13.4% (17)	20.5% (26)	127
Issue 2	9.1% (9)	<b>29.3% (29)</b>	27.3% (27)	15.2% (15)	19.2% (19)	99
Issue 3	9.4% (6)	23.4% (15)	17.2% (11)	21.9% (14)	<b>28.1% (18)</b>	64
Issue 4	0.0% (0)	15.4% (4)	26.9% (7)	19.2% (5)	<b>38.5% (10)</b>	26
<i>answered question</i>						<b>127</b>
<i>skipped question</i>						<b>132</b>






23. Have you ever visited the CAA website?			
		Response Percent	Response Count
yes		54.2%	135
no (If not, skip to Question 27.)		45.8%	114
<i>answered question</i>			<b>249</b>
<i>skipped question</i>			<b>10</b>

24. If you visited the website, why did you visit it?		
		Response Count
		123
<i>answered question</i>		<b>123</b>
<i>skipped question</i>		<b>136</b>

25. If you visited the website, did you get the information you were seeking?			
		Response Percent	Response Count
yes		81.5%	106
no		18.5%	24
Please explain			30
<i>answered question</i>			<b>130</b>
<i>skipped question</i>			<b>129</b>

26. Were you aware that you can pay your dues and register for conferences using the website?			
		Response Percent	Response Count
yes		77.2%	129
no		22.8%	38
<i>answered question</i>			<b>167</b>
<i>skipped question</i>			<b>92</b>

**27. Overall, how would you rate CAA's performance on behalf of audiologists?**

		Response Percent	Response Count
excellent		15.9%	35
<b>good</b>		<b>50.9%</b>	112
average		23.2%	51
fair		8.6%	19
poor		1.4%	3
		<b><i>answered question</i></b>	<b>220</b>
		<b><i>skipped question</i></b>	<b>39</b>










**28. Please provide any additional comments that you feel would help CAA better address the needs and concerns of California audiologists.**

		Response Count
		39
		<b><i>answered question</i></b>
		<b>39</b>
		<b><i>skipped question</i></b>
		<b>220</b>

29. Would you be interested in joining a CAA committee or otherwise participating in the leadership of CAA? (Check all that apply.) Remember that this survey is confidential, so if you are interested in participating in CAA, PLEASE contact us through the web page ([www.caaud.org](http://www.caaud.org)).

		Response Percent	Response Count
No		43.3%	100
Yes, but not at this time		38.1%	88
Yes, and my interest is in legislative issues		6.1%	14
Yes, and my interest is in reimbursement issues		5.2%	12
Yes, and my interest is in membership issues		3.5%	8
Yes, and my interest is in educational issues		8.2%	19
Yes, and my interest is in administrative issues		2.2%	5
Yes, and my interest is in an area not mentioned above		4.3%	10
		<b><i>answered question</i></b>	<b>231</b>
		<b><i>skipped question</i></b>	<b>28</b>

30. (OPTIONAL) Please update your contact information for CAA's database of California audiologists.

		Response Percent	Response Count
Name		100.0%	90
Company		86.7%	78
Address		90.0%	81
Address 2		15.6%	14
City/Town		88.9%	80
State		87.8%	79
ZIP		87.8%	79
email address		87.8%	79
phone number		83.3%	75
		<b><i>answered question</i></b>	<b>90</b>
		<b><i>skipped question</i></b>	<b>169</b>